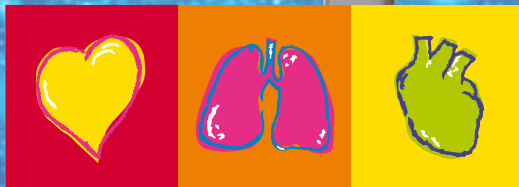
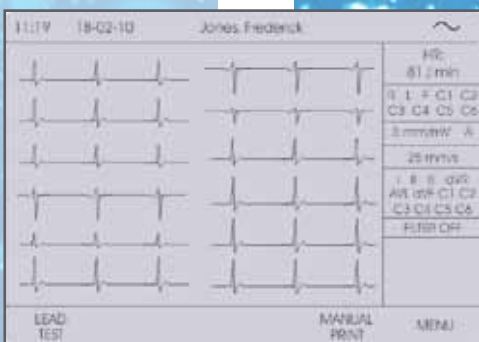




CARDIOVIT AT-102

The high-performance, multifunctional ECG wizard that meets highest demands and offers excellent value for money!

12-lead display



SCHILLER

The Art of Diagnostics

CARDIOVIT AT-102

Perfect 12-channel ECG solutions

SCHILLER ECG systems are outstanding and enjoy a world-wide reputation.

Thanks to 35 years of experience and close co-operation with the world's leading, practising cardiologists and physicians in the field of electrocardiography, we can provide you the CARDIOVIT AT-102, an ECG device which offers tailor-made solutions for professional diagnosis.

The CARDIOVIT AT-102 is an excellent, multifunctional 12-channel ECG wizard to record and automatically analyse resting ECGs, exercise ECGs and pulmonary function tests (spirometry). The familiar user interface and intuitive operation allow for higher productivity and efficiency - while offering great value for money.



The CARDIOVIT AT-102 is an expandable resting ECG system which is particularly suitable for routine use in the practice, clinic or in emergency medicine due to its intuitive and easy operation with direct function keys. By means of optional software, the system can very easily be upgraded to an ergometry or spirometry measuring station. Moreover, the CARDIOVIT AT-102 can be integrated in a hospital information system (HIS) from which work lists for planned ECG recordings can be downloaded to the CARDIOVIT AT-102. Mobile operation is ensured by the integrated accumulator anytime and anywhere.

The integrated high resolution A4 real time printer guarantees long-term storing of ECG recordings in archive quality; thanks to the automatic paper feed, printing is now even easier. Fiddling with thermal paper is a thing of the past.

On the CARDIOVIT AT-102's brilliant graphic display, all 12 ECG leads can be displayed in freely selectable sequences of 3, 6 or 12. Furthermore, an external LCD screen can be connected to the CARDIOVIT AT-102 (optional).

CARDIOVIT AT-102

A true all-rounder!

The most important cardio-pulmonary function tests combined in a single device:

- Resting ECG
- Exercise ECG
- Spirometry

Features:

- Intuitive, easy operation with direct function keys
- 12-channel resting ECG
- Measurement
- Interpretation (optional)
- Internal memory
- A4 printouts on internal or external printer
- Basic exercise test (option)
- Connection of external monitor possible (option)
- STP (SCHILLER thrombolysis software)



SCHILLER measurement and interpretation software is the software of choice for hospitals, practices, clinics and clinical research institutes due to its excellent quality and reliability.

- **SCHILLER measurement and interpretation software for children and adults:**

12 lead ECG analysis, offering quality and reliability without having to make compromises – your most valuable tool to get a clinically reliable second opinion.

- **SCHILLER thrombolysis software (SCHILLER STP):** helps physicians make decisions in preclinical care and in the emergency ward. Taking into account medication, age, sex and ECG of a patient, the program gives indications about the probability of acute cardiac ischemia or the acute coronary syndrome (ACS). The SCHILLER STP software package is an additional option to the computer-based interpretation software.

With the CARDIOVIT AT-102, all ergometry functions can be controlled, including bike ergometers with or without blood pressure recording, and treadmills. Standard exercise protocols are incorporated and can be changed or amended individually as required.

- **SCHILLER exercise ECG:**

- 12-channel ST measurement
- Possibility to configure stage or final printouts.
- Fully automatic ergometry - intervention possible anytime

CARDIOVIT AT-102

Flexible adaptation

In the CARDIOVIT AT-102, we have implemented your requests for more flexibility and more efficient work processes in your daily routine. By connecting a spiro sensor, the CARDIOVIT AT-102 transforms into a pulmonary function test device which records and analyses the flow-volume and the volume-time curves as well as the corresponding parameters.

Two flow sensors are available for the portable all-rounder. You can choose between the proven SP-250 disposable flow sensor (for optimal hygiene) and the reusable SP-260 sensor.

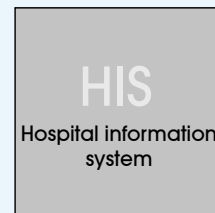
Measurement: highest data quality

The following programs are available:

- Slow spirometry (VCin, VCex, VCmax, IRV, ERV, IC, TV, IRV ...)
- Forced spirometry (FVCin, FVC, FEV1, PEF, FEV1/FVC, MEF50, MEF75, PIF,...)
- MVV (SVC,RR, TV)
- Flow-volume and volume-time curves
- Interpretation programs in accordance with ATS or ERS



2 Request the "worklist"



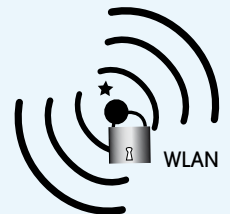
1 ECG recording request

Results and invoicing 6

SEMA web



iPhone/PDA or PC



5 New ECG recordings can be validated on a PC terminal or viewed on a PDA.

CARDIOVIT AT-102

SCHILLER – THE ART OF CONNECTIVITY

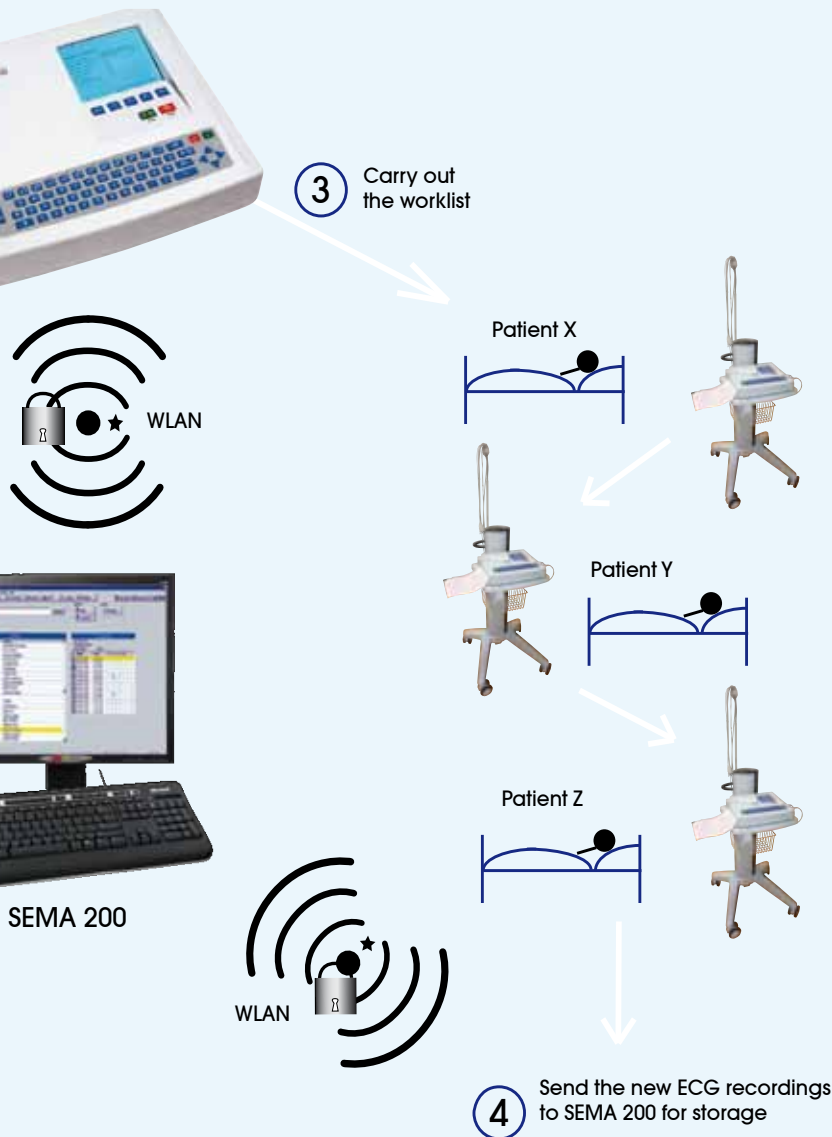
Are you contemplating an ECG management system? No problem with the CARDIOVIT AT-102.

Comprehensive network connectivity gives you access to the SCHILLER SEMA cardiology information system, optimising the workflow and enhancing the units functionality. Network access allows you to work more efficiently and receive additional support for clinical decisions.

★ Guaranteed safety

The AT-102 offers you safe wireless connections via standard WLAN protocols such as 802.11 g, WPA, WPA II or WEP. WLAN communication is also available with invisible SSID.

SCHILLER devices support DHCP or static IP to protect your patient's privacy. Even if all safety measures should fail during data transmission, the patient data cannot be read because it is encrypted by SCHILLER.



The optional SCHILLER Communication Module (SCM) connects the AT-102 with the SEMA-200 Data Management System from SCHILLER, for an optimized workflow and more functionality. The module enables the bi-directional communication not only with SEMA-200, but also with Hospital Information Systems (HIS) and Electronic Medical Record (EMR) Systems, via LAN, WLAN, or a standard modem.

Patient demographics can be retrieved conveniently and quickly from the SEMA-200 system, thus minimizing the probability of data entry errors. The optional barcode reader further increases efficiency through the automated entry of patient identifiers.

With the worklist function, a list of orders, complete with patient demographics, can be downloaded directly to the device. This automates the ECG acquisition process, and provides a traceable closed-loop workflow from order entry to billing.

The transmission of recordings to the SEMA-200 data management system enables the long term archiving of your data, with easy to use search and editing tools to efficiently manage patients and recordings. Standard interfaces via HL7, GDT, and XML furthermore enable the SEMA-200 system to become an integrated component in a larger systems solution, avoiding isolated information silos.



XML - data export

Technical Data CARDIOVIT AT-102

System:

Dimensions: 400 x 330 x 101 mm, approx. 5 kg

Built-in monitor: 120 x 90 mm effective display area, 320 x 240 dots resolution

On-screen status indicators: Battery status, date, time, power source

Control panel and keyboard: User-friendly, alphanumeric keyboard, LED indicator and LC display

Power supply requirements: 220–240 V (nominal), 50/60 Hz; 110–115 V (nominal), 50/60 Hz; stand-alone operation with built-in rechargeable battery; LED indicator for mains operation, integrated power supply unit

Battery capacity: 4 hours of normal use (approx. 300 automatic ECG printouts or 100 spirometry records)

Power consumption: Max. 30 VA

Line frequency filter: Distortion-free suppression of superimposed 50 or 60 Hz sinusoidal interferences by means of adaptive digital filtering (SCHILLER Powerline Filter SPF)

Frequency range of digital recording system: 0 Hz – 150 Hz (IEC/AHA)

Chart paper: Thermo-reactive, Z-folded, 210 mm wide (A4, 8.5 x 11 inches)

Printing process: High-resolution thermal head printer, 8 dots/mm (amplitude axis), 40 dots/mm (time axis) @ 25 mm/s

Communications: RS-232 interface

- to connect spirometry sensor
- data transmission to PC (SEMA-200)

SCHILLER Communication Module (SCM)*:

- internal modem*
- Ethernet
- internal WLAN/Wi-Fi*
- Barcode scanner* (reduces errors by automating the input of patient data)
- Patient Data Query (PDQ)
- Worklist* (allows auto-download of patient demographic data from the SEMA-200 system)

Memory: Possibility to save up to 40 Resting ECG or Spirometry measurements

Environmental conditions:

- Temperature, operating: 10° to 40°C
- Temperature, storage: -10° to 50°C
- Relative humidity: 25 to 95% (no condensation)
- Pressure during operation: 700 to 1060 hPa

Safety Standards:

Safety Standards: IEC/EN 60601-1; UL 60601-1;

C22.2 No. 601.1-M90; IEC/EN 60601-2-25;

IEC/EN 60601-1-2 (EMC)

Protection Class: I according to IEC/EN 60601-1 (with internal power supply)

Applied Part: CF according IEC/EN 60601-1

Conformity: according Directive 93/42/EEC (Medical Devices)

Classification: IIa according Directive 93/92/EEC

Technical Data for ECG:

Patient input circuit: Fully floating and isolated, defibrillation-protected (only with original SCHILLER patient cable)

Monitor display:

- 3- 6 or 12-channel display of the selected leads
- 25, 50 mm/s
- 5, 10, 20 mm/mV
- Filter status (on/off)
- Insufficient electrode contact
- Heart Frequency, HF
- mm/mV, mm/s

Leads: 12 simultaneous leads: Standard / Cabrera

Chart printout speed: 5/10/25/50 mm/s (manual print)

Sensitivities: 5/10/20 mm/mV, either automatically adjusted or manually selected

Automatic lead programs:

- 6/12-channel presentations of 12 simultaneously recorded standard leads on one or more A4 (8.5 x 11 inches) pages
- Numerous printout formats can be selected

Data record:

- Patient data (name, age, height, weight, BP), user ID
- Listing of all ECG recording conditions (date, time, filter)
- Measurement program (M): ECG measurements results (intervals, amplitudes, electrical axes), average complexes with measurement reference markings
- Interpretation (C) with adult and pediatric guidance

Recording track: 6/12-channel presentation, optimal positioning on a width of 200 mm, automatic baseline adjustment

Filter: Myogram filter (muscle tremor filter): 25 Hz or 35 Hz, can be switched on/off (SCHILLER Baseline Stabilizer SBS, SCHILLER Smoothing Filter SSF)

ECG amplifier:

- Simultaneous recording of all 9 active electrode signals (= 12 leads)
- Pacemaker detection: 2 mV/ 0,1 ms

Technical Data for Spirometry (Option):

Measured values:

FVC: FVC, FEV0.5, FEV1.0, FEV3.0, FEV0.5/FVC, FEV1.0/FVC, FEV3.0/FVC, FEV0.2-1.2, FEF25-75%, FEF75-85%, PEF, FEF25%, FEF50%, FEF75%, FIVC, FIV1.0, FIV1.0/FIVC, FIV1.0/FVC, PIF, FIF50%, FMFT

SVC: SVC, ERV, IRV, TV

MVV: MVV, RR, TV

Presentation possibilities (printout and screen):

- Flow/volume graph
- Volume/time graph
- Table of measured values
- Realtime flow curve

Data record:

- Patient data (name, age, height, weight), user ID
- Registration conditions (date, time, date of last calibration)
- Flow/volume graph and/or volume/time graph
- Table of measured values with PREDICTED/ACTUAL/DIFFERENTIAL values
- Diagnosis guidance

Prediction equation:

Adults: ECCS, Austria, Crapo, Morris, Knudson, Knudson76, Polgar, Berglund, Finland, India, Composite

Children: Quanjer & Tammeling, Austria, India, Knudson, Knudson76, Polgar

Extrapolated predicted values

Comparison of PRE/POST medication is possible

Standards Compliance: ATS, OSHA, NIOSH

SPIROVIT SP-250 Pneumotach Flowsensor for pulmonary function testing with disposable mouthpiece:

Dimensions of SP-250: 118 x 36 x 28 mm, approx. 120 g; 4.6 x 1.4 x 1.1 in., approx. 0.26 lbs

Measuring method: Pneumotachometer

Measuring accuracy: According ATS

Flow impedance: < 0.2 mbar*s/l at 12 l/s

SPIROVIT SP-260 Pneumotach Flowsensor for pulmonary function testing with reusable mouthpiece:

Dimensions of SP-260: 125 x 36 x 28 mm, approx. 160 g; 4.9 x 1.4 x 1.1 in., approx. 0.34 lbs

Measuring method, Measuring accuracy, Flow impedance same as SP-250

Scope of delivery:

- 1 pneumotach sensor; choice of SP-250 disposable (P/N 2.100022) or SP-260 reusable sensor (P/N 2.100551)
- Accessories: 2 nose clips and either 1 pack of disposable plastic mouthpieces for SP-250 (P/N 2.100077) or 1 pack of disposable filters for SP-260 (P/N 2.100123)
- 1 operating manual

Scope of delivery for CARDIOVIT AT-102 Standard:

CARDIOVIT AT-102 Resting ECG with 12 simultaneous leads, pacemaker detection, automatic ECG measurement

Accessories:

- 1 10-lead patient cable
- 1 set of electrodes or disposable electrodes
- 1 power cable
- 1 pack chart paper
- Operating manual

Software options:

- ECG interpretation: Software C™ ECG analysis software for adults and children
- Thrombolysis
- Basic exercise test
- Worklist
- SEMA-200 PC software to save, validate and archive ECG and spirometry data on PC

Hardware options:

- Equipment trolley (classic)
- Spirometry sensor SP-250 or SP-260
- Calibration syringe
- Vacuum electrode system VAC-100
- External monitor connection
- Internal SCHILLER Communication Module (SCM)
- Barcode-Scanner
- internal WLAN/Wi-Fi on SCM
- Integrated modem/fax on SCM
- Ergometer (ERG-911)
- Treadmill (MTM-1500)
- Blood pressure recorder (ERG-911)

Technical Data are subject to change without notice.

* Option





Asia
SCHILLER Asia-Pacific / Malaysia
52200 Kuala Lumpur, Malaysia
Phone +603 6272 3033
Fax +603 6272 2030
sales@schiller.com.my
www.schiller-asia.com



Austria
SCHILLER Handelsgesellschaft m.b.H.
A-4040 Linz
Phone +43 732 709 90
Fax +43 732 757 000
sales@schiller.at
www.schiller.at



China
SCHILLER Int'l Trading (Shanghai) Co. Ltd.
200335 Shanghai, China
Phone +86-21-62099627
Fax + 86-21-62099623
sales@schiller.com.my
www.schiller.cn



France
SCHILLER Médical S.A.S.
F-67162 Wissembourg/Cedex
Phone +33 3 88 63 36 00
Fax +33 3 88 94 12 82
info@schiller.fr
www.schiller-medical.com



France (distribution France)
SCHILLER France S.A.S.
F-77600 Bussy St Georges
Phone +33 1 64 66 50 00
Fax +33 1 64 66 50 10
infoschiller@schiller-france.fr
www.schiller-france.com



Germany
SCHILLER Medizintechnik GmbH
D-85521 Ottobrunn
Phone +49 89 62 99 81-0
Fax +49 89 609 50 90
info@schillermed.de
www.schillermed.de



Hungary
SCHILLER Diamed Ltd.
H-1141 Budapest
Phone +36 (1) 383-4780 / 460-9491
Fax +36 (1) 383-4778
sales@schiller.at
www.schiller-hungary.hu



India
SCHILLER Healthcare India Pvt. Ltd.
Mumbai - 400 001, India
Phone +91 22 6692 0520/ 2826 3520
Fax +91 22 2826 3525
sales@schillerindia.com
www.schillerindia.com



Japan
SCHILLER Japan, Ltd.
Hiroshima 734-8551
Phone +81 82 250 2055
Fax +81 82 253 1713
koji.maekawa@schiller.jp
www.schiller.jp



Poland
SCHILLER Poland Sp. z o.o.
PL-02-729 Warszawa
Phone +48 22 8432089
Fax +48 22 8432089
schiller@schiller.pl
www.schiller.pl



Russia & C.I.S.
SCHILLER AG Rep. office
125124 Moscow, Russia
Phone +7 (495) 970 11 33
Fax +7 (495) 970 11 33
mail@schiller-ag.com
www.schiller-cis.com



Spain
SCHILLER ESPAÑA, S.A.
E-28230-Las Rozas/Madrid
Phone +34 91 713 01 76
Fax +34 91 355 79 33
schiller@schiller.es
www.schiller.es



Switzerland
SCHILLER-Reomed AG
CH-8953 Dietikon
Phone +41 44 744 30 00
Fax +41 44 740 37 10
sales@schiller-reomed.ch
www.schiller-reomed.ch



Turkey
SCHILLER TÜRKİYE
Okmeydanı-Sisli - İstanbul
Phone +90 212 210 8681 (pbx)
Fax +90 212 210 8684
sales@schiller-turkiye.com
www.schiller-turkiye.com



USA
SCHILLER America Inc.
Doral, Florida 33122
Phone +1 786 845 0620
Fax +1 786 845 06 02
sales@schilleramerica.com
www.schilleramerica.com



SCHILLER

The Art of Diagnostics